

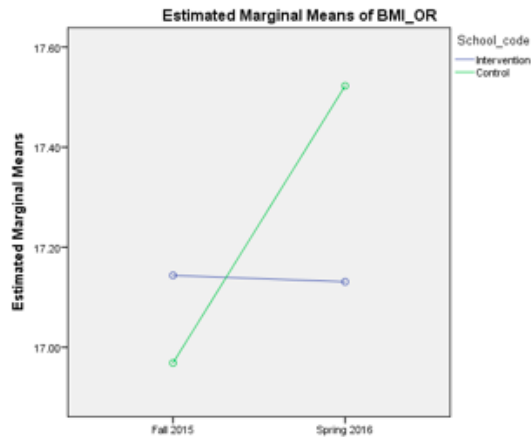


The LiNK Project: Year 1 Public School BMI Results (Year 3 Overall) 2015-2016

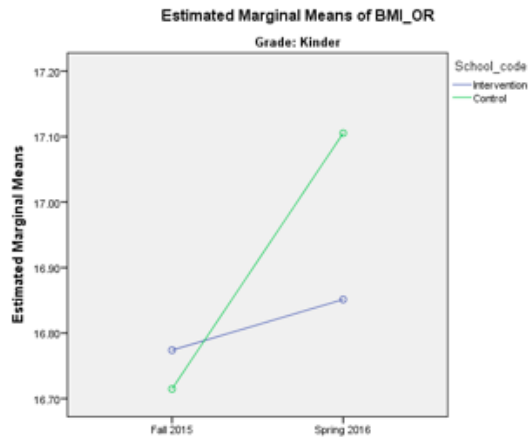
Our mission is to bridge the gap between academics and the social, emotional and healthy well-being of children. The LiNK Project aims to develop the whole child through increased recess and character development.

BMI results: The Irving & Eagle Mountain-Saginaw kids for grades K & 1 were monitored both fall & spring. The charts below show that there were not differences between the intervention & comparison schools in the fall, but in the spring, the comparison schools were significantly higher in BMI than the intervention kids. This does not mean that there were not overweight children in the intervention schools. It just means that there were significantly more overweight children in the comparison schools than the intervention schools at the end of year 1 with LiNK.

Kinder + 1st (Irving + EME)

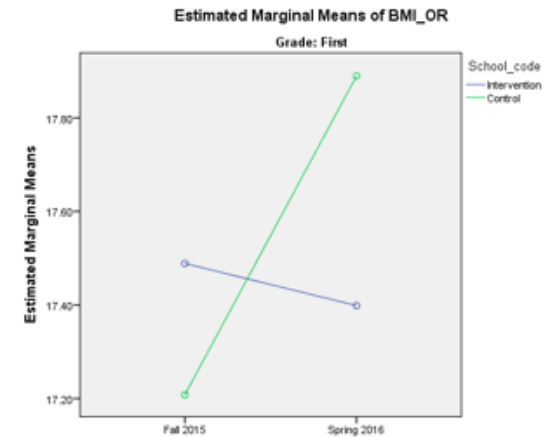


Kinder (Irving + EME)



p=0.285

1st (Irving + EME)



*p=0.012

*Significant interaction between semester and group ($p = .012$).

*Comparison: Significant increase from fall to spring ($p < .05$).

*Spring 2016: Comparison significantly higher than intervention ($p < .05$).